


# Phonics screening check

Week beginning 10<sup>th</sup> June  
2019



# **What is the phonics screening check?**

The National phonics screening check is a statutory assessment that was introduced in 2012 to all Year 1 pupils and is a quick and easy check of your child's phonics knowledge.

# What is in the phonics screening check?

It comprises of a list of 40 words and nonsense words. It will assess phonics skills and knowledge learnt through reception and Year 1.

Your child will read one to one with a teacher. Your child will read up to 4 words per page and they will probably do the check in 10-15 minutes. The check is very similar to tasks the children already complete during phonics lessons.

nigh

comic

brown

giving

main

pumpkin

rude

fighters




# **What are Nonsense or Pseudo words and why are they included?**

These are words that are phonetically decodable but not actual words with an associated meaning e.g. brip, snorb. These words are included in the check specifically to assess whether your child can decode a word using phonic skills and not their memory. The pseudo words will be shown to your child with a picture of an alien. The children will be asked what the aliens name is by reading the word. This will make the check a bit more fun and provides the children with a context for the nonsense word. Crucially, it does not provide any clues, so your child has to be able to decode it.

tull



frem



shog



cloin




foid



bulm



thard



harnd





# How will your child be scored?

Your child will be scored against a national standard, and the main result will be whether or not they fall below, within or above this standard.

In the last 5 years the "pass threshold" was 32, which means children had to read at least 32 words out of 40 correctly. The threshold mark will be communicated to schools on the 25<sup>th</sup> June, after the test has been taken, so that teachers can mark the check.

You will be told how your child did, but schools' results will not be published. If your child's score falls below the standard, they will be given extra phonics help and can re-take the Phonics screening check in Year 2.

## Screening check: Answer sheet

First name	
Last name	

Screening check responses: Please tick the appropriate box for each word. The use of the comment box is optional.

Section 1				Section 2			
Word	Correct	Incorrect	Comment	Word	Correct	Incorrect	Comment
tax				voo			
bim				jound			
vap				terg			
ulf				fape			
geck				snemp			
chom				blurst			
tord				spron			
thazz				stroft			
blan				day			
steck				slide			
hild				newt			
quemp				phone			
shin				blank			
gang				trains			
week				strap			
chill				scribe			
grit				rusty			
start				finger			
best				dentist			
hooks				starling			

Total correct	
---------------	--



# How can I help my child?

Encourage your child to 'sound out' when reading or writing. Focusing particularly on spotting more unusual sound patterns.

E.g.

Digraph- 2 letters making one sound

**cow**

Trigraphs- 3 letters making one sound

**night**

Split digraphs- 2 vowels with a consonant inbetween.

**spine** - **i\_e**

<https://www.gov.uk/government/publications/phonics-screening-check-sample-materials-and-training-video>



<http://www.ruthmiskin.com/en/resources/sound-pronunciation-guide/>



# How can I help my child?

Your child will have enjoyed fun phonics activities in class which will have prepared them for the screening check. However, your child will benefit from some additional activities at home to supplement those taught in class. Please remember to keep the sessions short and frequent, rather than one very long session. The sessions at home should be fun – for example, your child may be the “Teacher” and teach their sounds to a cuddly toy or younger sibling!

## Reading real and alien words

[www.phonicsplay.co.uk](http://www.phonicsplay.co.uk)

Click 'free phonics play'

Click phase 5

Choose game: Buried Treasure, Picnic on Pluto or Dragons Den

Click phase 5 again.



## Games for finding different spellings of sounds

<http://www.bbc.co.uk/schools/wordsandpictures/phonics/postcard/index.shtml>

## Other fun phonics games

<http://www.bbc.co.uk/schools/wordsandpictures/longvow/poems/fpoem.shtml>

<http://www.bbc.co.uk/bitesize/ks1/literacy/phonics/play/>



Real and nonsense word card game  
(in pack - Planets

Give your child 3 sounds (ee, oa, igh)  
and yourself 3 sounds (ch,sh,th) and as  
you share a story together, count how  
many times each sound occurs. The  
winner is the person who has found  
the most target sounds.

Share some e-book stories from  
Oxford Reading Tree E-books for free.  
[www.oxfordowl.co.uk/](http://www.oxfordowl.co.uk/)



You could make bingo games or domino games.

Read a selection of books and be "Sounds Detectives." "Can you hunt for the word with the "ee" sound in this sentence?"

Write some real and nonsense words, ask your child to sort them.

Go for a sound hunt around the house or garden.

Encourage your child to read signs, labels, shopping lists.

Make time for your child to read their school book to you. Discuss the meaning of unfamiliar words.

With all books, encourage your child to sound out unfamiliar words and then blend from left to right rather than looking at pictures to guess.

Make up nonsense (alien) words for names of toys or things around the home.

Any questions?

